



THE SEASIDE THROUGH TIME: NEWBIGGIN BEACH & PROMENADE, 1930S & 2021

REFERENCE: NRO 5283-J-12-31 | SUGGESTED AGE GROUPS: EYFS, KS1 | TOPIC AREAS: AT THE SEASIDE, THEN AND NOW



NEWBIGGIN BEACH & PROMENADE











The first photograph was taken at Newbiggin Beach in the 1930s. You can see children playing on the sand and ponies. At that time, people would go on holiday or have a day trip to Newbiggin.



The second photograph shows Newbiggin beach, lifeboat station and the end of Newbiggin promenade in July 2021. The church can be seen in the distance.

QUESTION PROMPTS

-  Have you been to the seaside for a holiday?
-  Where have you been on holiday?
-  What is different in these two photographs?
-  Is there anything the same in both photographs?
-  What are the people wearing in each of the photographs?
-  Is this similar to what you wear to go to the beach?
-  What types of animals can you see in the photographs?
-  How many ponies can you see?
-  Have you ever seen a pony at the beach?
-  Have you ever ridden a pony? Did you enjoy it?
-  What do you think the ponies' names might be?

-  How many boats can you see?
-  Have you ever been on a boat? Did you enjoy it?
-  What types of buildings can you see in each photograph?
-  Can you find the lifeboat station?
-  What is a lifeboat?
-  What do lifeboats do?
-  What are the children doing?
-  What is your favourite thing to do at the beach?
-  Have you ever made a sandcastle?
-  What would you use to make a sandcastle?

KEY WORDS


 Promenade - A path along the seafront made for taking leisurely walks.

 Lifeboat - A boat used to rescue people in trouble at sea.


 Compare - To find things that are the same and different.



READING SUGGESTIONS

 *At the Beach* by Roland Harvey

 *Stringbean's Trip to the Shining Sea* by Vera and Jennifer Williams

 *Meerkat Mail* by Emily Gravett

 *The Lighthouse Keeper's Lunch* by Ronda and David Armitage

 *Gracie the Lighthouse Cat* by Ruth Brown

 *A New Home for a Pirate* by Ronda Armitage












 *The Sandcastle that Lola Built* by Megan Maynor

 *Little Kipper's Sandcastle* by Mick Inkpen

 *The Sand Horse* by Ann Turnbull



ADDITIONAL ACTIVITIES

-  Draw your own postcard from the seaside using the template.
-  Ask someone to write your message on the back of your postcard for you.
-  Write your name at the bottom of your postcard.
-  Make a lifeboat using Lego or recycled items.
-  Make a small scale or large scale collage of a lifeboat using a variety of different materials.
-  Discuss safety at the seaside, role of lifeguards, warning signs/flags.
-  Visit the lifeboat station, discuss the role of lifeboats.
-  Make sandcastles of different shapes and sizes.
-  Explore the different textures of wet and dry sand.
-  Draw pictures in wet sand using different items.
-  Use coloured sand to make patterns.



POSTCARD TEMPLATE

Front

Back

Stamp

PLANNING

Learning objectives:

- To introduce children to the concept of going on holiday and visiting the beach
- To look at what the beach was like in the past and compare it with today.

