

# THE SEASIDE THROUGH TIME: NEWBIGGIN SANDS, 1920S & 2021

REFERENCE: NRO 9534-2 | SUGGESTED AGE GROUPS: EYFS, KS1 | TOPIC AREAS: AT THE SEASIDE, THEN AND NOW













## NEWBIGGIN SANDS











The first photograph shows children on the beach at Newbiggin near some fishing boats. It was taken around 1920.




The second photograph shows Newbiggin seafront looking towards the church and Newbiggin Maritime Centre. It was taken in July 2021.

## QUESTION PROMPTS

-  What is different in these two photographs?
-  Is there anything the same in the photographs?
-  What colour are the photographs?
-  Have you ever paddled in the sea?
-  Can you swim?
-  If you can't swim what would you wear to help you float in the water?
-  What are the children wearing in the photograph?
-  Is this the same as what you would wear to go to the beach?
-  How does the weather look in each of the photographs?
-  Do you think the sea would be warm or cold in each photograph?

-  What is the weather usually like when you go to the beach?
-  Have you ever been to the beach during a storm?
-  What do you think the sea looks like during a storm?
-  How many boats can you see?
-  How many people are in the water?
-  Can you find the girl carrying the baby?
-  What are the children doing on the beach?
-  How many people are wearing hats?
-  What is your favourite thing to do at the beach?
-  Do you wear a hat at the beach? Does it look the same as the hats worn by the children in the photograph?

## KEY WORDS

 Storm - Heavy rain, snow or sleet usually with strong winds.

 Compare - To find things that are the same and different.

## READING SUGGESTIONS

 *Sergio Makes a Splash* by Edel Rodriguez

 *Seaside Poems* by Jill Bennett












 *Lucy and Tom at the Seaside* by Shirley Hughes

 *Sally and the Limpet* by Simon James

 *All You Need for a Beach* by Alice Schertle

 *Beach House* by Deanna Caswell

## ADDITIONAL ACTIVITIES

-  Discuss swimming and water safety.
-  Count how many cups it takes to fill a container with water.
-  Experiment with floating and sinking objects in the water container.
-  Make a tinfoil boat. Float the tinfoil boat in the water container.
-  See how many coins can be placed on the tinfoil boat before it sinks.
-  Make a sail for your boat. What happens if you blow on it?
-  Place different items into a container of water. Talk about how the items change when wet.
-  Play a seaside themed dice game. E.g., if 1 is rolled walk like a crab, if 2 is rolled swoop like a seagull, if 3 is rolled, if 4 is rolled pretend to be on a climbing frame.
-  Listen to the sounds of storms on the beach.
-  Make drums and shakers using recycled items. Use them drums, shakers and other items found in the classroom to make stormy music.
-  Make stormy drawings using chalks and charcoal.

## PLANNING

### Learning objectives:

- To introduce children to the concept of going on holiday and visiting the beach
- To look at what the beach was like in the past and compare it with today.

