

# THE SEASIDE THROUGH TIME: NEWBIGGIN SEAFRONT, 1910 & 2021

REFERENCE: NRO 5283/A/229 | SUGGESTED AGE GROUPS: EYFS, KS1 | TOPIC AREAS: AT THE SEASIDE, THEN AND NOW



## NEWBIGGIN SEAFRONT


The first photograph shows Newbiggin beach in the early 1900s. This postcard was sent in 1910. There are fishing boats in the water and some fishermen are sitting on the cart.


The second photograph shows Newbiggin seafront looking south and was taken in July 2021.




## QUESTION PROMPTS


 What is different in these two photographs?

 Is there anything the same in these two photographs?

 What colour are the photographs?


 What kind of plant is on the sand in the 1910 photograph?


 Have you ever seen seaweed on a beach?

 What else might you find on the beach?

 Have you ever been rock pooling? What did you find?


 How many boats can you see?


 What types of activities can you see taking place on the beach?

 What do you think is in the white tents in the background of the 1910 photograph?

 Can you find the dog?


 What types of animal might you see at the beach?

 What are the people wearing on the beach in the 1910 photograph?

 Are their clothes similar to what you would wear to go to the beach?

 How many people are on the boats?

 Why are the boats on wheels?

 Why are there black wavy lines on the sand in the 2021 photograph?

 Would you rather walk or play on a shingle, stone, or sand beach?

## KEY WORDS



Seaweed - A plant that grows in the sea.



Compare - To find things that are the same and different.

## READING SUGGESTIONS



*Billy's Bucket* by Kes Grey



*Sneakers the Seaside Cat* by Margaret Wise Brown



*Where the Sea Meets the Shore* by Kate Messner



*Salty Dogs* by Matty Long



*Splash, Anna Hibiscus!* by Atinkue
















*Duck & Goose go to the Beach* by Tad Hills



*Bobby's Beach Day* by Samantha Ball



## ADDITIONAL ACTIVITIES

-  Talk about taking care of the beach.
-  Talk about erosion.
-  Play sound recordings of the sea. Count the beats of the waves and move in time with them.
-  Practice drawing wavy lines to mimic the movement of the sea.
-  Use chalks/pastels/charcoal to make wave drawings.
-  Play sound recordings of sea creatures - try to guess which animal is making which noise.
-  Discuss favourite sea creatures.
-  Make sea creature mobiles, e.g., octopus mobile using handprints.
-  Talk about different types of beaches (sand/stone/shingle). Fill trays with each, compare by sight and feel.
-  Add water to each of the beach trays to see what happens when they get wet.
-  Go beach combing and try to find different items in the sand - or bury them in beach trays.
-  Use a metal detector to look for hidden items in the sand - at the beach or in the trays.
-  Find a pebble at the beach, or elsewhere, and decorate it.

## PLANNING

### Learning objectives:

- To introduce children to the concept of going on holiday and visiting the beach
- To look at what the beach was like in the past and compare it with today.

