

# THE SEASIDE THROUGH TIME: SPITTAL PROMENADE AND PIER, 1940S, 2008 & 2021

REFERENCE: BRO 426/858 | SUGGESTED AGE GROUPS: EYFS, KS1 | TOPIC AREAS: AT THE SEASIDE



## SPITTAL PROMENADE AND PIER










The first photograph was taken in the 1940s. It shows Forte's Pavilion where people would go to buy ice cream or have a snack. It also shows the promenade and Spittal beach.













The second photograph shows the children's play park at Spittal, with the café and the amusements in the background. It was taken in October 2008.


The third photograph shows the same area in July 2021.

## QUESTION PROMPTS


-  What is different in these three photographs?
-  Is there anything the same in the photographs?
-  What colour are the photographs?
-  What are people wearing in the 1940s photograph?
-  Are people's clothes different or the same as what you would wear to go to the beach?
-  What types of buildings can you see in each photograph?
-  Can you find the lighthouse?
-  Why are there lighthouses at the seaside?
-  Have you ever walked on a promenade? What else could you do there?


-  What can you see at the play park?
-  Have you ever been to a play park at the beach?
-  What kinds of games do people play at the beach?
-  What colour are the swings?
-  What kinds of snacks and ice creams do you think Forte's Pavilion might have sold?
-  What types of food do you have when you go to the beach?
-  What would you take to have a picnic at the beach?
-  What might the two people on the bench at the front of the 1940s photograph be looking at?
-  What are the people on the beach doing?
-  Can you find the boat?


## KEY WORDS


 Pavilion - A building in a park or public place where people can change, get snacks or find entertainment.

 Promenade - A path along the seafront made for taking leisurely walks.

 Pier - A structure built out into the water as a place for boats to dock or for people to walk along, or to protect the seafront.

 Lighthouse - A tower with a flashing light for guiding ships and warning them of dangers in the water.

 Amusements - a place where you can play games on machines which work when you put money in them.

 Compare - To find things that are the same and different.

 Play park - An outdoor play area often with rides such as slides and swings.



## READING SUGGESTIONS

---



*The Circus Ship* by Chris Van Dusen



*The Pirates Next Door* by Jonny Duddle



*We're Going on a Treasure Hunt* by Martha Mumford



*The Lighthouse Keeper's Rescue* by Ronda and David Armitage



*The Lonely Lighthouse* by Lisa McNeill



*Gracie the Lighthouse Cat* by Ruth Brown




*Katie Morag and the New Pier* by Mairi Hedderwick



## ADDITIONAL ACTIVITIES


 Talk about beach safety and lighthouses.


 Tell the story of *Grace Darling*.

 Visit the *Grace Darling Museum*.

 Visit a lighthouse.

 Talk about shipwrecks.

 Hide items in a sand pit - this could be lost "treasure" from a shipwreck. Ask the children to identify the items by touch.

 Children hide an item somewhere in the room then make a treasure map to find it - this could be drawn, or the children could ask someone to write directions for them. Use the map to find the treasure.

 Make a model of a lighthouse using recycled items or Lego.

 Make ice cream cone collages using different sized coloured shapes such as circles and triangles.

 Use different shapes to make boats.

 Play beach games such as practicing throwing and catching with beach balls and frisbees.



## PLANNING

### Learning objectives:

- To introduce children to the concept of going on holiday and visiting the beach
- To look at what the beach was like in the past and compare it with today.

